

## IN THIS GUIDE

Pre-Setup Checklist	1
Connect Alexa to iAquaLink	2
Discover & Name Devices	3
Helpful Hints	5
Using the iAquaLink Skill	7

## PRE-SETUP CHECKLIST

### Hardware

- ✓ AquaLink® Pool Automation System installed OR Robotic cleaner with iAquaLink Control
- ✓ iAquaLink Web Connect Device installed and connected to your home router and connected to the internet

Visit [iAquaLink.com](http://iAquaLink.com) to download hardware install manuals

- ✓ Amazon capable Device connected and set up

For all Alexa device setup issues visit [Alexa Devices Help](#)

### iAquaLink App & Account

- ✓ Latest version (v5.0 or later) of the iAquaLink mobile App installed

Visit the Apple App Store or Google Play to download the latest version


- ✓ iAquaLink username & password set up so you can log in to your account
- ✓ You have less than four (4) iAquaLink pool automation systems and/or less than four (4) iAqualink robotic cleaners linked to your iAqualink account.

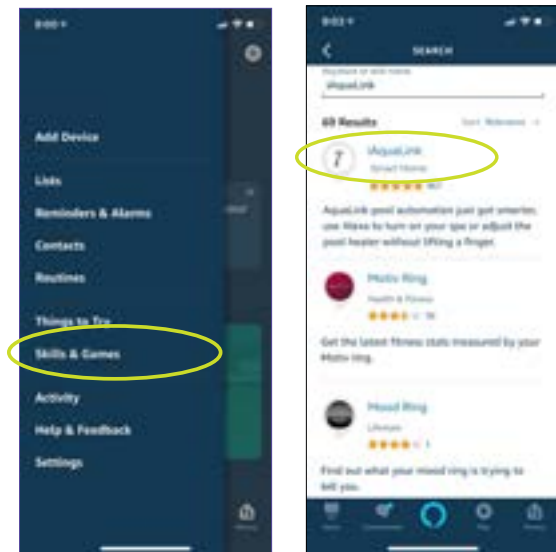
**Helpful Hint** iAquaLink Alexa skill is limited to discovering up to 4 automation systems and up to four (4) robotic cleaners from your iAquaLink App -> "My Systems" list. If you have more systems or robotic cleaners in your iAquaLink account, create a new iAquaLink account and add only the systems to be used with the Alexa skill. This will require using a different email account.

### Alexa App & Account

- ✓ Ensure you are logged in to the Alexa app on your phone.

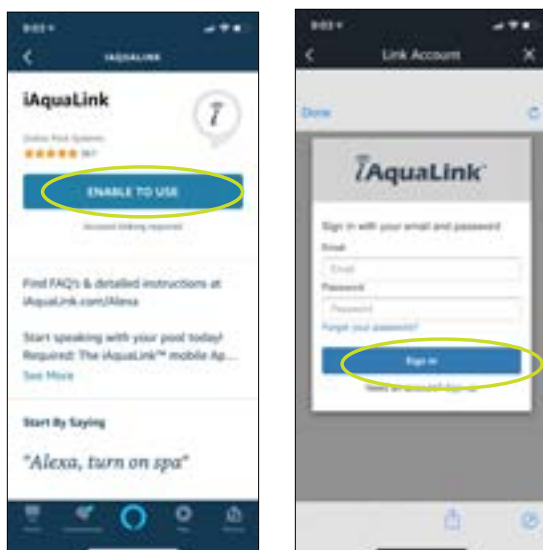
## CONNECT ALEXA TO IAQUALINK

1. In the Amazon Alexa app, navigate to **Skills & Games** under the  menu.
2. Search for **iAquaLink**.



3. Select the iAquaLink skill and tap **ENABLE TO USE** button.

You will be directed to the iAquaLink login page.



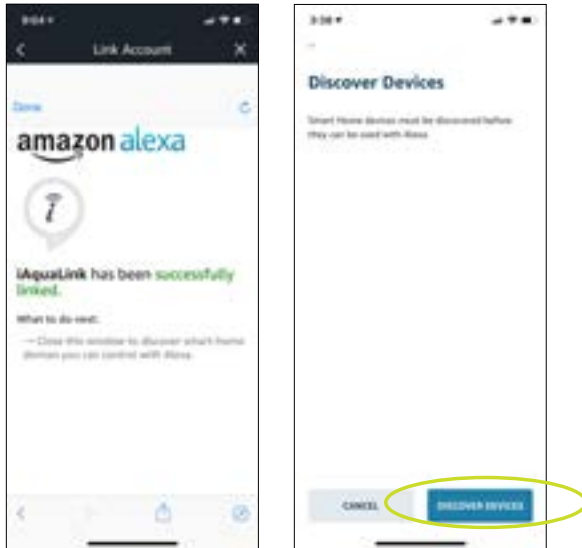
4. Log in with your iAquaLink app credentials.

### **Troubleshooting** **Unable to login with my iAquaLink credentials**

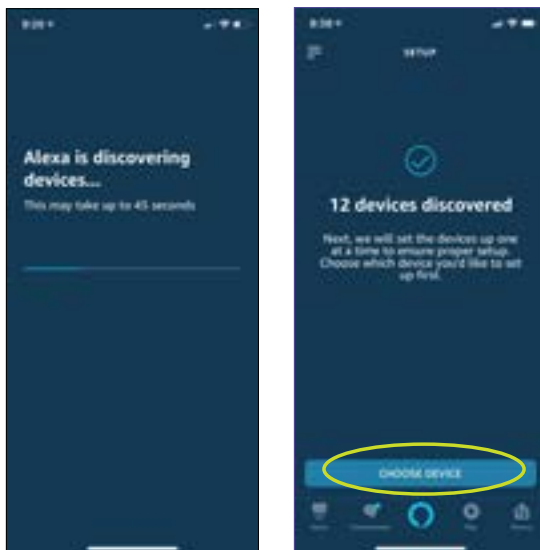
- Ensure you have the right user name and password and can log into your iAquaLink mobile App.
- Log out from the App and login again to make sure you have the right credentials.
- If you are still unable to login, reset your password and log in with the new credentials.

## DISCOVER & NAME DEVICES

- Once iAquaLink and Alexa are successfully connected, tap **DISCOVER DEVICES**.



Alexa will discover each of the AquaLink automation systems that are in the "My Systems" page of your iAquaLink App and automatically name them.



For example, if your controller is named "Smiths Pool", all of the devices connected to that controller will start with Smiths Pool.

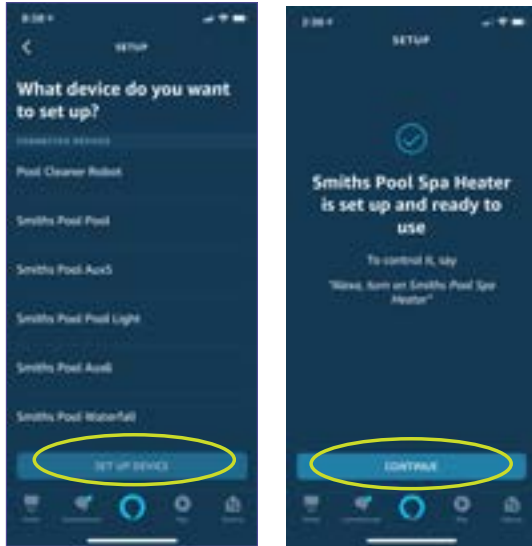
- To set up a device, select the device name from the list and tap **SET UP DEVICE**.

### Troubleshooting

#### Alexa isn't discovering my AquaLink pool systems

- Make sure the AquaLink device is added to your "My Systems" page in iAquaLink App and is online (the dot next to the pool you are setting must be green).
- If not present, add the device in iAquaLink App and restart the "Discover Devices" process in the Alexa App.

- This device is now set up and ready to be used. Tap **CONTINUE** to set up the remaining devices.

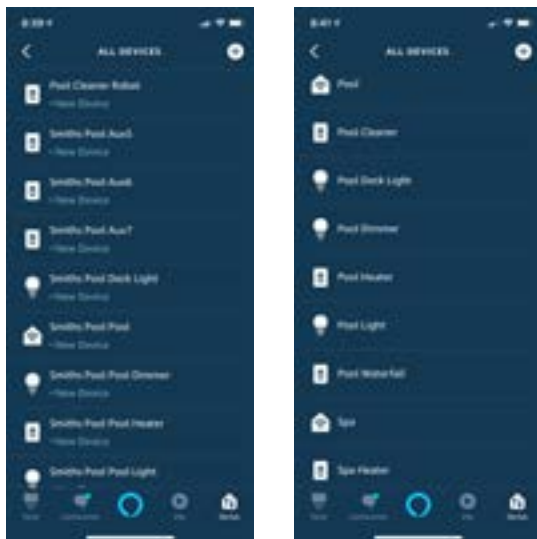


- Select your devices and rename for simplified voice control. For example, rename:

- *Smiths Pool Pool* to *Pool*
- *Smiths Pool Spa* to *Spa*
- *Smiths Pool Pool Heater* to *Pool Heater*
- *Smiths Pool Spa Heater* to *Spa Heater*
- *Smiths Pool Pool Light* to *Pool Light*
- *Pool Cleaner Robot* to *Pool Cleaner*

**Important**  
**Some names don't work well**

- Avoid using Alexa keywords such as on, off, get, set etc. as part of the device or group name
- Do not use 'my', numbers, or special characters



## HELPFUL HINTS

### *Scheduling*

Please note that if you create schedules in both Alexa and in the iAquaLink App, your systems may show unpredictable behavior. We recommend that you set your device schedule either in iAquaLink App or in Alexa, but not in both.

### *Groups*

Alexa groups allow you to group related devices and turn on or turn off all the devices in the group with a single voice command. For example, you can create a group called “Hot Tub” and add your Spa, Spa Heater, and Spa Lights into that group. Then a single voice command “Alexa, Turn on Hot Tub” will turn on all three devices.

### *Routines*

Routines allow you to initiate a series of device actions using a single voice command. Unlike groups, which only allows you to turn on or turn off a group of devices, you can use routines to set temperature and set light color.

### *Pool-Only or Spa-Only Systems (Single Body)*

If you have just a pool-only or spa-only setup, Alexa will discover two heater settings named Temp 1 and Temp 2. It's recommended that you rename “Temp 1” to “Pool Heater” or “Spa Heater” and delete Temp 2 in the Alexa app.

**Note** Names will not change in the iAquaLink app.

You can then say “Pool Heater” or “Spa Heater” when setting pool or spa temperature.  
For example:

To turn on the pool heater, say *Alexa, turn on Pool Heater*

To get pool to 70 degrees, say *Alexa, set Pool Heater to 70 degrees*

To turn off the pool heater, say *Alexa, turn off Pool Heater*

### *Starting over with an Existing AquaLink System or Adding a New System*

If you need to rediscover an existing AquaLink system, delete all devices related to that system and rediscover.

To rediscover (or add a new system):

Tap **Devices**  on the bottom right corner of the Alexa home page -> Tap **+** at the top right corner -> Tap **Add Device** -> Select the device type **Other** to discover devices.

## Color Lights

iAquaLink Alexa skill supports Jandy®, Pentair®, and Hayward® manufactured color lights. Each manufacturer names their light colors differently. For example, the color blue is called Cobalt blue for Jandy lights, Royal blue for Hayward lights and Blue for Pentair lights. See Color Mapping Guide below for details.

## Color Mapping Guide

when you say...	the pool light color changes to...				
Alexa, set pool light to:	Jandy LED	Jandy WaterColor	Pentair SAM/SAL	Pentair IntelliBrite	Hayward Color Logic
<b>White</b>	Alpine White	Alpine White	White	White	Cloud White
<b>Red</b>	<i>not supported</i>	Garnet Red	<i>not supported</i>	Red	Warm Red
<b>Crimson</b>	<i>not supported</i>	Garnet Red	<i>not supported</i>	Red	Warm Red
<b>Salmon</b>	Emerald Rose	Emerald Rose	Light Magenta	Magenta	Flamingo
<b>Green</b>	Emerald Green	Emerald Green	Green	Green	Emerald Green
<b>Turquoise</b>	Caribbean Blue	Caribbean Blue	Cyan	Blue	Tranquility
<b>Cyan</b>	Caribbean Blue	Caribbean Blue	Cyan	Blue	Tranquility
<b>Sky Blue</b>	Sky Blue	Sky Blue	Blue	Blue	Afternoon Skies
<b>Blue</b>	Cobalt Blue	Cobalt Blue	Blue	Blue	Royal Blue
<b>Purple</b>	Violet	Violet	Lavender	Magenta	Vivid Violet
<b>Magenta</b>	Magenta	Magenta	Magenta	Magenta	Sangria
<b>Pink</b>	Emerald Rose	Emerald Rose	Light Magenta	Magenta	Flamingo
<b>Lavender</b>	Violet	Violet	Lavender	Magenta	Vivid Violet

## USING THE IAQUALINK SKILL

- To start the spa heating to a set temperature of 95 degrees:

Say *Alexa, Turn on Spa*

Alexa Response *Okay*

Say *Alexa, Turn on Spa Heater*

Alexa Response *Okay*

Say *Alexa, set spa temperature to 95 degrees*

Alexa Response *Spa is set to 95 degrees*

- To start the pool heating to a set temperature of 75 degrees:

Say *Alexa, Turn on Pool*

Alexa Response *Okay*

Say *Alexa, Turn on Pool Heater*

Alexa Response *Okay*

Say *Alexa, set pool temperature to 75 degrees*

Alexa Response *Pool is set to 75 degrees*

- To find out the current spa temperature:

Say *Alexa, What is the spa temperature?*

Alexa Response *Spa temperature is 95 degrees*

- To adjust the current spa temperature to 100:

Say *Alexa, Increase the Spa temperature by 5*

Alexa Response *Spa is set to 100*

- To turn on and change light color to Blue:

Say *Alexa, Set [pool light name] to blue*

Alexa Response *Okay*

- To set dimmer to 50%:

Say *Alexa, Set [dimmer name] brightness to 50%*  
Alexa Response *Okay*

- To dim or brighten lights:

Say *Alexa, Dim [dimmer name]*  
Alexa Response *Okay*

Say *Alexa, Brighten [dimmer name]*  
Alexa Response *Okay*

- To turn on or turn off the robotic pool cleaner:

Say *Alexa, Turn on [robot name] or Alexa, Turn off [robot name]*  
Alexa Response *Okay*

**iAquaLink.com | 1.800.822.7933**

©2019 Zodiac Pool Systems LLC. All rights reserved. ZODIAC® is a registered trademark of Zodiac International, S.A.S.U., used under license. All other trademarks are the property of their respective owners.

Apple and the Apple logo are trademarks of Apple, Inc., registered in the U.S. and other countries. Amazon, Echo, Alexa, and all related logos are trademarks of Amazon.com, Inc. or its affiliates.